

VW Crafter Jumbo Luton



Car, Van & Truck Hire

Weights

Payload 1 100 KG

GVM (Gross vehicle mass) 3500 KG

Dimensions (interior)

Load length 4100 mm

Load width 2040 mm

Load height 2250 mm

Distance between wheel arches N/A

Dimensions (exterior)

Overall length of vehicle 6950 mm

Overall width of vehicle 2500 mm

Overall height of vehicle 3300 mm

Rear door / Aperture height 1900 mm




Rear door / Aperture width 1830 mm

Engine / Fuel

Engine capacity 1968 cc

Approximate MPG 20 MPG

Fuel Diesel



*Payload must be confirmed with manufacturer's brochure ref directive 95/48/EC

Please note: Load dimensions and payloads do not include any areas lost or weight gained through the addition of plying. These plying dimensions can differ between manufacturers.