

Peugeot Low Loader Luton (With Air Suspension)



Weights

Payload 1 140 KG

GVM (Gross vehicle mass) 3500 KG

Dimensions (interior)

Load length 4080 mm

Load width 2150 mm

Load height 2540 mm

Distance between wheel arches 1320 mm

Dimensions (exterior)

Overall length of vehicle 6650 mm

Overall width of vehicle 2750 mm

Overall height of vehicle 3300 mm

Rear door / Aperture height 2310 mm





Rear door / Aperture width 1990 mm

Engine / Fuel

Engine capacity 2200 cc

Approximate MPG 25 MPG

Fuel Diesel



*Payload must be confirmed with manufacturer's brochure ref directive 95/48/EC

Please note: Load dimensions and payloads do not include any areas lost or weight gained through the addition of plying. These plying dimensions can differ between manufacturers.