

VW Crafter Long Wheel Base Luton With Tail Lift



Car, Van & Truck Hire

Weights

Payload 1 100 KG

GVM (Gross vehicle mass) 3500 KG

Dimensions (interior)

Load length 3750 mm

Load width 2020 mm

Load height 2320 mm

Distance between wheel arches N/A

Dimensions (exterior)

Overall length of vehicle 6800 mm

Overall width of vehicle 2400 mm

Overall height of vehicle 3400 mm

Rear door / Aperture height 2020 mm





Rear door / Aperture width 1760 mm

Engine/ Fuel

Engine capacity 1998 cc

Approximate MPG 20 MPG

Fuel Diesel



*Payload must be confirmed with manufacturer's brochure ref directive 95/48/EC

Please note: Load dimensions and payloads do not include any areas lost or weight gained through the addition of plying. These plying dimensions can differ between manufacturers.